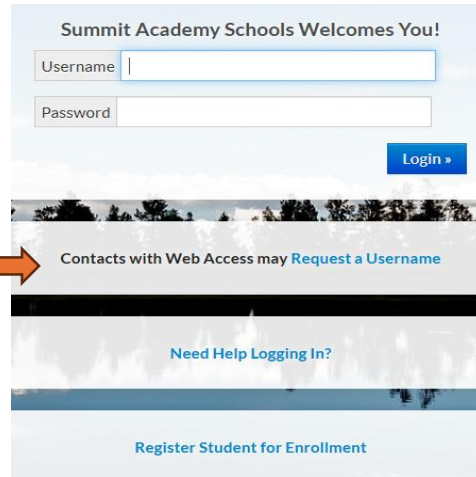


# Create a Parent SIS Aspire account

<https://summit.usoe-dcs.org>

Click on Request a username



Summit Academy Schools Welcomes You!

Username

Password

[Login »](#)

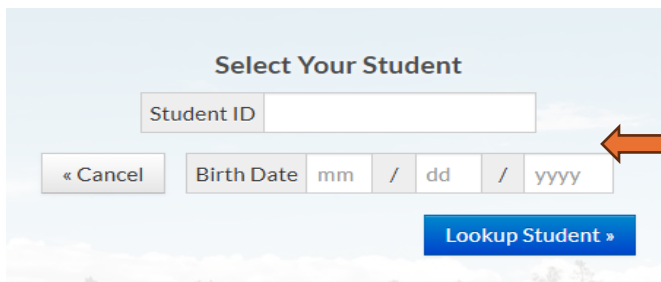
Contacts with Web Access may [Request a Username](#)

[Need Help Logging In?](#)

[Register Student for Enrollment](#)

Enter your student's SIS Aspire ID and Birthdate.

The SIS Aspire ID is the same as their lunch number.



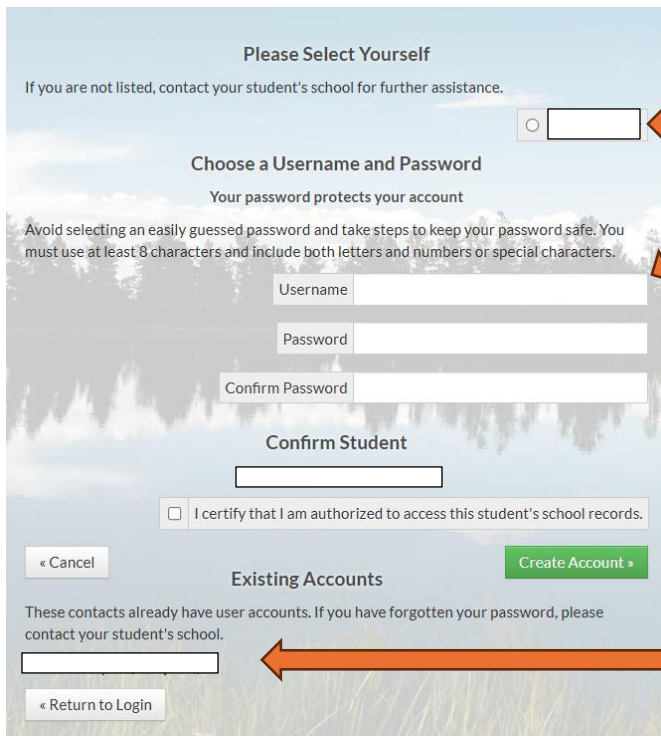
Select Your Student

Student ID

[« Cancel](#) Birth Date mm / dd / yyyy [Lookup Student »](#)

Select your name

Then create a Username and Password



Please Select Yourself

If you are not listed, contact your student's school for further assistance.

☐

Choose a Username and Password

Your password protects your account

Avoid selecting an easily guessed password and take steps to keep your password safe. You must use at least 8 characters and include both letters and numbers or special characters.

Username

Password

Confirm Password

Confirm Student

☐ I certify that I am authorized to access this student's school records.

[« Cancel](#) [Create Account »](#)

Existing Accounts

These contacts already have user accounts. If you have forgotten your password, please contact your student's school.

[« Return to Login](#)

**Draper – 801-572-9007**

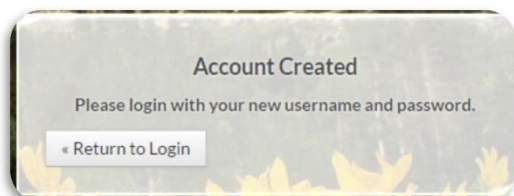
**Independence – 801-987-8755**

**Bluffdale – 801-254-9488**

**SAHS – 801-495-3272**

If you already have an account, it will be listed here. The names listed here are accounts that have been already created.

Call the office if you need your password reset.



Account Created

Please login with your new username and password.

[« Return to Login](#)

Once you have created a parent account you can setup a daily or weekly progress report.